

## Grade 4 Unit 2

### Lesson 7

CC BY 2021 Illustrative Mathematics®

## Unit 2 Lesson 7: Equivalent Fractions

### WU True or False: Equivalence (Warm up)

#### Student Task Statement


Decide if each statement is true or false. Be prepared to explain your reasoning.

- $\frac{4}{8} = \frac{7}{8}$
- $\frac{3}{4} = \frac{6}{8}$
- $\frac{2}{6} = \frac{2}{8}$
- $\frac{6}{3} = \frac{4}{2}$

### 1 Two or More Fractions

#### Student Task Statement


1. Each entire diagram represents 1 whole. Write two or more fractions that the shaded part of each diagram represents. Be prepared to explain your reasoning.



a.



b.

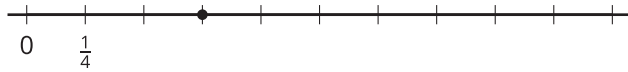


c.

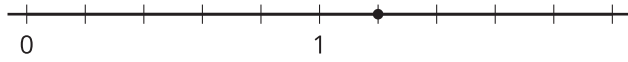


d.

2. Write two or more fractions that the point on each number line represents. Be prepared to explain your reasoning.



b.



c.



d.

3. Place a new point on a tick mark on one of the last two number lines (in part c or d). Then, write two fractions that the point represents.

## 2 Equivalent for Sure?

### Student Task Statement

For each fraction, find two equivalent fractions.

Partner A

1.  $\frac{3}{2}$
2.  $\frac{10}{6}$

Partner B

1.  $\frac{4}{3}$
2.  $\frac{14}{10}$

Next, show or explain to your partner how you know that the fractions you wrote are equivalent to the original. Use any representation that you think is helpful.