

# Lesson 16: Represent the Classroom with Shapes

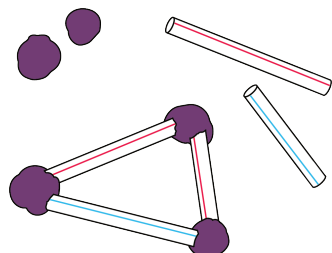
- Let's use shapes to make a model of our classroom.




## 16.3: Centers: Choice Time

Choose a center.


Build Shapes



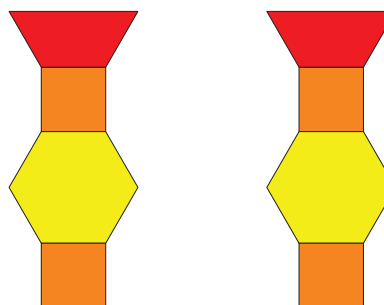
Geoblocks



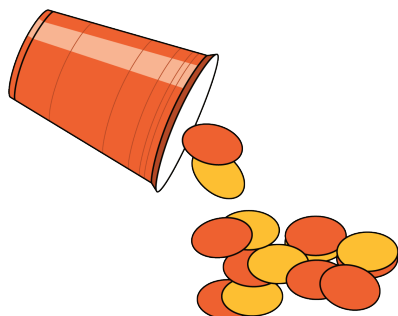
Counting Collections



Match Mine



Shake and Spill



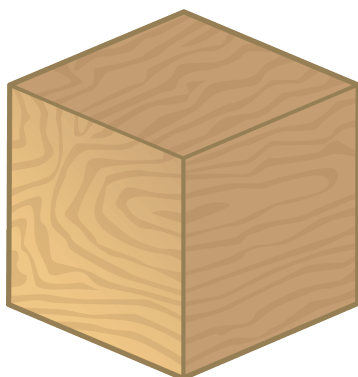


## Section Summary


### Section Summary

In this section, we described, compared, and created solid shapes.


cube



cone



cylinder



sphere





We found examples of solid shapes in our world.



We used solid shapes to build things and described what we made.

