

## Kínder Unidad 6

Lección 11

CC BY 2021 Illustrative Mathematics®

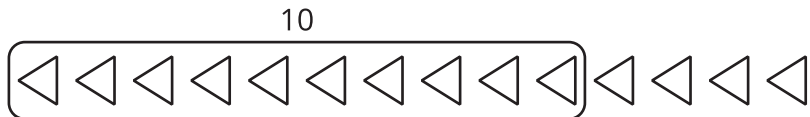
## Unit 6 Lesson 11: Contemos imágenes (parte 1)

### WU Conteo grupal: Contemos hasta 90 y contemos empezando en un número (Warm up)


Student Task Statement

#### 1 Encontremos 10 unidades para contar

Student Task Statement




1.



Hay \_\_\_\_\_ cuadrados.


2.



---

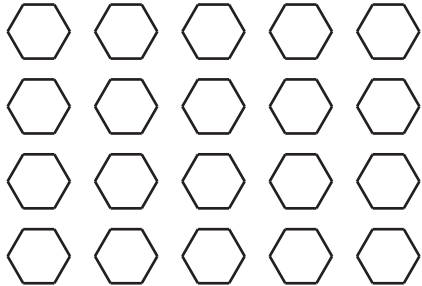
Hay \_\_\_\_\_ rectángulos.

3.




Hay \_\_\_\_\_ puntos.

4.



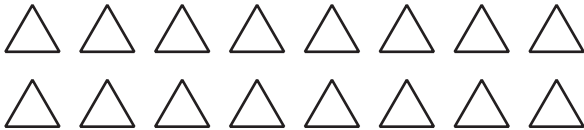
Hay \_\_\_\_\_ hexágonos.

5.



Hay \_\_\_\_\_ puntos.

6.




Hay \_\_\_\_\_ triángulos.

---

## 2 Coloreemos para que corresponda a las expresiones


### Student Task Statement

1. Colorea los cuadrados para mostrar  $10 + 2$ .



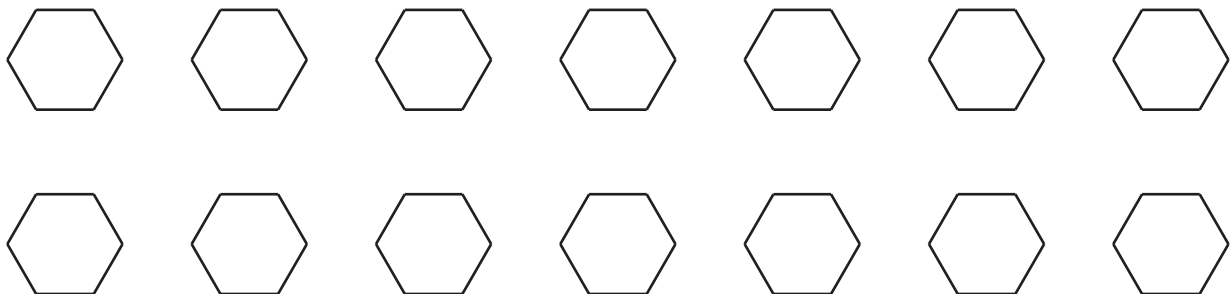
$10 + 2 = \underline{\hspace{2cm}}$

2. Colorea los triángulos para mostrar  $10 + 8$ .



$10 + 8 = \underline{\hspace{2cm}}$

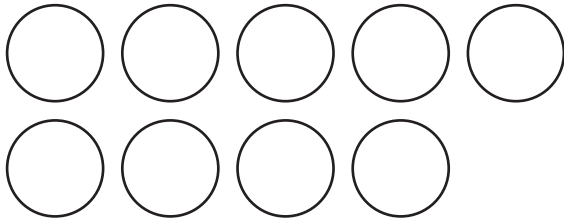
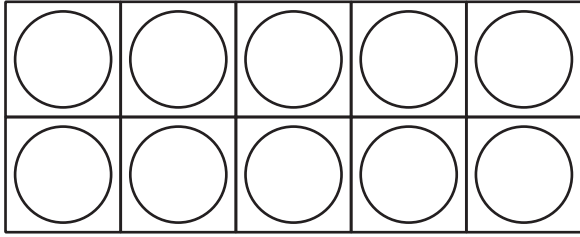
3. Colorea los hexágonos para mostrar  $10 + 4$ .



---

 $10 + 4 = \underline{\quad}$

4. Colorea los círculos para mostrar  $10 + 9$ .



$10 + 9 = \underline{\quad}$

### 3 Centros: Momento de escoger

Student Task Statement

Escoge un centro.

Encuentra el valor de las expresiones



Formar o separar números


Bingo
