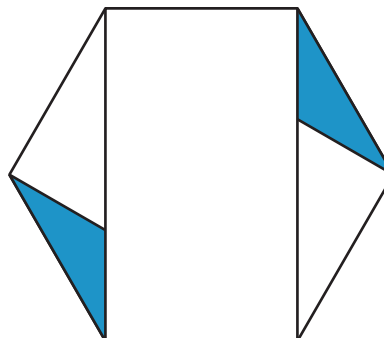




Unit 1 Lesson 22: Now What Can You Build?

1 Notice and Wonder: Dramatic Designs (Warm up)

Student Task Statement

What do you notice? What do you wonder?



2 Duplicate a Design (Optional)

Student Task Statement

Your teacher will give you a collection of designs that all began from the construction of a regular hexagon. Choose one to use.

1. Record any rigid motions (rotation, reflection, or translation) you see in your design.
2. Use straightedge and compass moves to recreate the design.
3. Write down instructions for how to construct it.

3 Make Your Own Design (Optional)

Student Task Statement

Use straightedge and compass moves to create a new design.

Write down the moves you followed on that same sheet of paper so someone else can recreate your design.

4 Make Their Design (Optional)

Student Task Statement

1. Follow the instructions to make a design.
2. List everything in the design that is congruent. Explain how you know.