

Grade 1 Unit 3

Lesson 23

CC BY 2021 Illustrative Mathematics®

Unit 3 Lesson 23: Use a Ten to Subtract

WU Number Talk: Subtract to Make 10 (Warm up)

Student Task Statement

Find the value of each expression mentally.

- $17 - 7$
- $17 - 7 - 1$
- $17 - 8$
- $17 - 9$

1 Number Card Subtraction with 10-frames

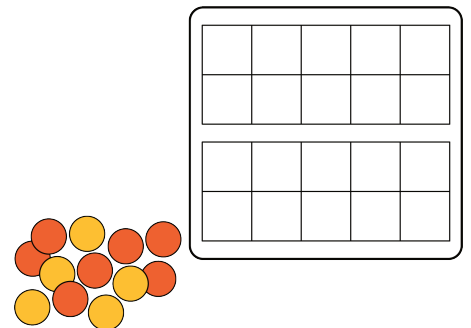
Student Task Statement

1. Choose a teen number card.
2. Build the number on 10-frames.
3. Choose a number card to subtract.
4. Find the difference.
5. Write an equation.

My equations:

Pick your favorite equation.

Show how you found the value of the difference using drawings, numbers, or words.



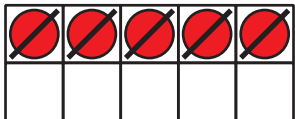

2 Diego and Andre Find the Difference

Student Task Statement

Diego is playing Number Card Subtraction.

He started with 15 and then picked an 8.

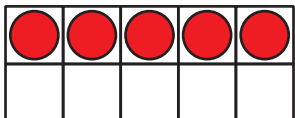
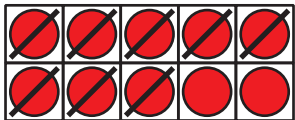
He started out by doing this:



What could Diego do next to find the difference?

Andre was also finding the value of $15 - 8$.

He started out by doing this:



What could Andre do next to find the difference?

Find the value of each difference using Diego's way or Andre's way.

- $14 - 5$
Show your thinking using drawings, numbers, or words.
- $13 - 6$
Show your thinking using drawings, numbers, or words.