Unit 1 Lesson 12: What is Surface Area?

1 Covering the Cabinet (Part 1) (Warm up)

Images for Launch





Student Task Statement

Your teacher will show you a video about a cabinet or some pictures of it.

Estimate an answer to the question: How many sticky notes would it take to cover the cabinet, excluding the bottom?

2 Covering the Cabinet (Part 2)

Student Task Statement

Earlier, you learned about a cabinet being covered with sticky notes.

1. How could you find the actual number of sticky notes it will take to cover the cabinet, excluding the bottom? What information would you need to know?
2. Use the information you have to find the number of sticky notes to cover the cabinet. Show your reasoning.

3 Building with Snap Cubes

Student Task Statement

Here is a sketch of a rectangular prism built from 12 cubes:

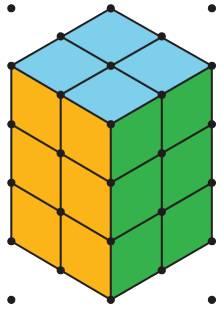

It has six **faces**, but you can only see three of them in the sketch. It has a **surface area** of 32 square units.

Your teacher will give you 12 snap cubes. Use all of your snap cubes to build a different rectangular prism (with different edge lengths than the prism shown here).

1. How many faces does your figure have?
2. What is the surface area of your figure in square units?
3. Draw your figure on isometric dot paper. Color each face a different color.