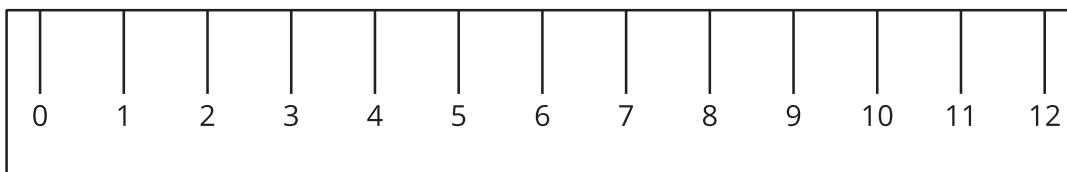
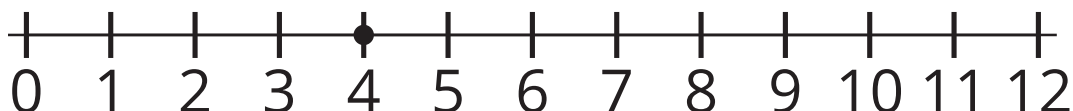


# Lesson 1: Whole Numbers on the Number Line

- Let's represent numbers on a number line.

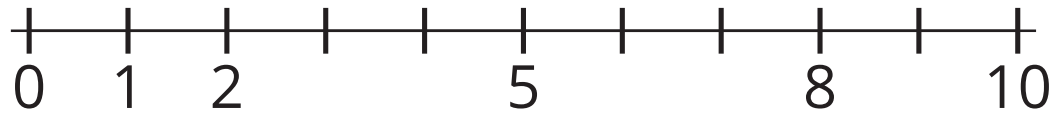
## Warm-up: Notice and Wonder: Rulers and Number Lines

What do you notice? What do you wonder?



## 1.1: What is a Number Line?

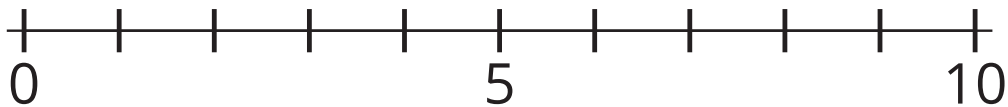
1. Label each tick mark with the number it represents.



2. Locate 6 on the number line. Mark it with a point.

3. Locate a number on the number line that is greater than 6. Mark it with a point.

4. Label each tick mark with the number it represents.



5. Locate 9 on the number line. Mark it with a point.

6. Locate a number on the number line that is less than 9. Mark it with a point.

## 1.2: Make Your Own Number Line

1. Make a number line that goes from 0 to 20.
2. Locate 13 on your number line. Mark it with a point.
3. Locate 3 on your number line. Mark it with a point.
4. Compare your number line with your partner's.