

Grade 1 Unit 7

Lesson 9

CC BY 2021 Illustrative Mathematics®

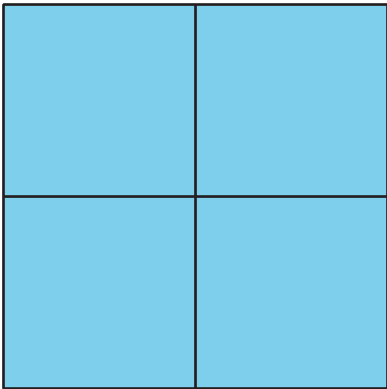
Unit 7 Lesson 9: Equal Pieces

WU Which One Doesn't Belong: Pieces of Shapes (Warm up)

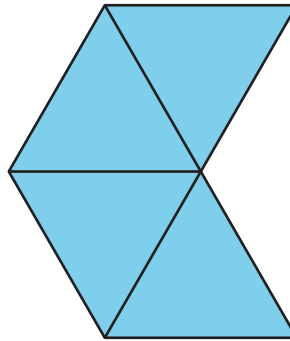
Student Task Statement

Which one doesn't belong?

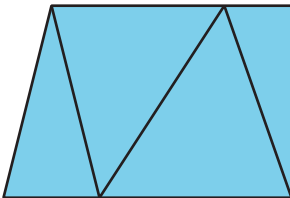
A



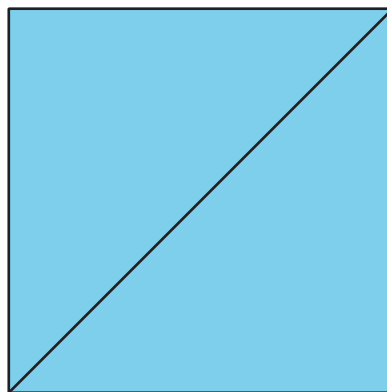
B



C



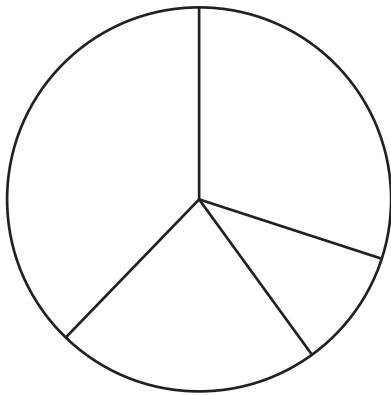
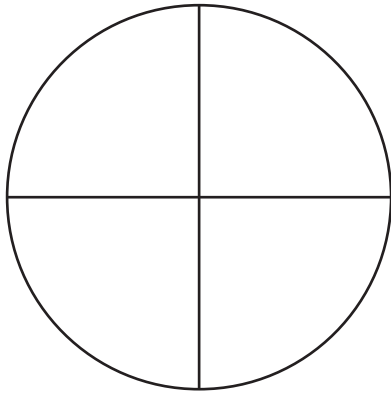
D



1 Build a Circle

Student Task Statement

Synthesis:



Which of these shows equal pieces that make a circle?

2 Fold into Equal Pieces

Student Task Statement

1. Cut out one circle and one square.

Fold each shape so that there are 2 equal pieces.

Be ready to explain how you know your shape has 2 equal pieces.

2. Cut out one circle and one square.

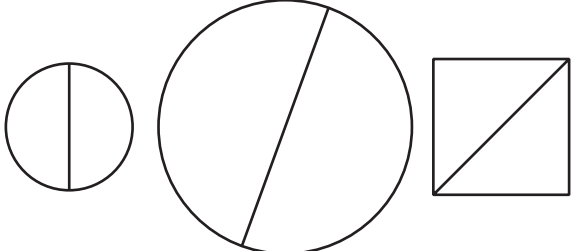
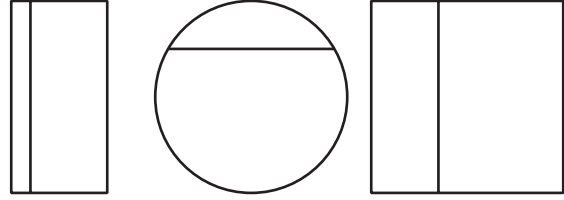
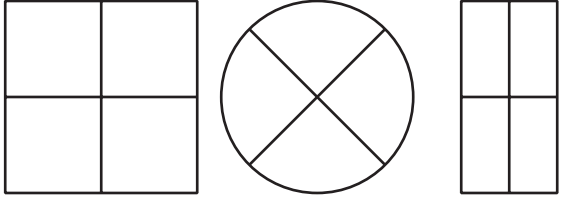
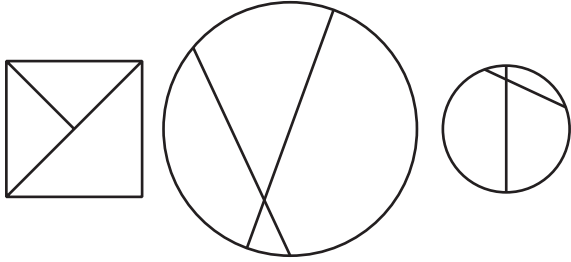
Fold each shape so that there are 4 equal pieces.

Be ready to explain how you know your shape has 4 equal pieces.




3 Halves or Fourths



Student Task Statement

split into halves	not split into halves
	
split into fourths	not split into fourths
	



1. Split each shape into halves.



2. Split each shape into fourths.





3. Split each shape into fourths.



4. Split each shape into halves.



5. Split each shape into halves.



6. Split each shape into fourths.

