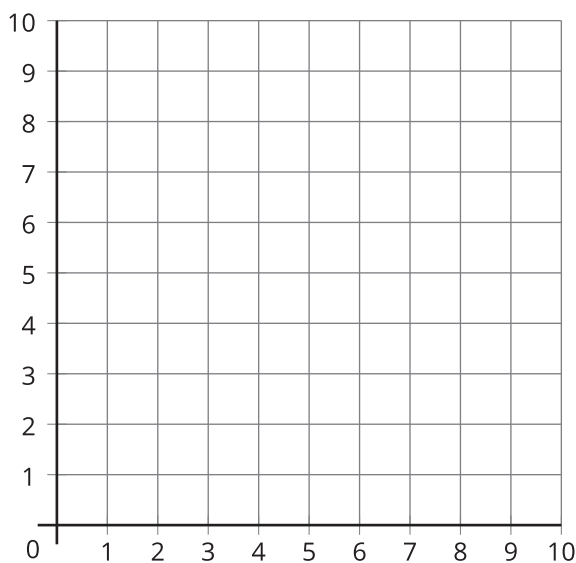


Lesson 1: Explore the Coordinate Grid

- Let's explore the coordinate grid.

Warm-up: Notice and Wonder: The Grid

What do you notice? What do you wonder?




1.1: Can You Draw It: Shapes on the Coordinate Grid

1. Play three rounds of Draw My Shape using the three sets of cards from your teacher.

For each round:

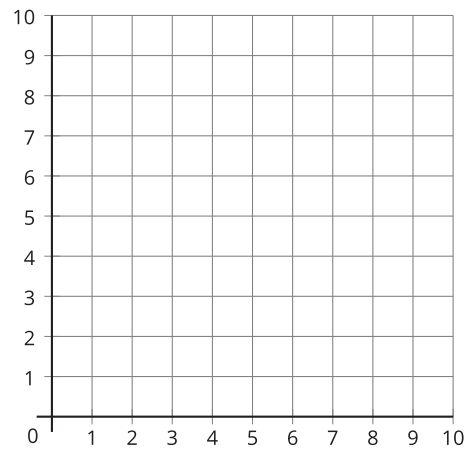
- Partner A choose a card—without showing your partner—and describe the shape on the card.
- Partner B draw the shape as described.
- Partner A reveal the card and partner B reveal the drawing.
- Compare the shapes and discuss: What’s the same? What’s different?

Round 1



Round 2

Round 3

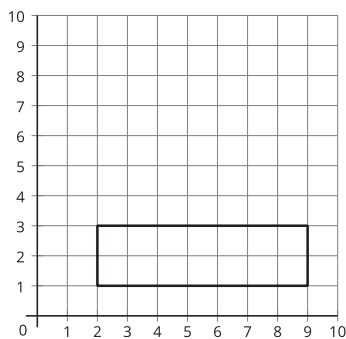


2. Look at partner B's drawings for each round. When does partner B's drawing look most like the shape on the card? Explain why you think that is so.

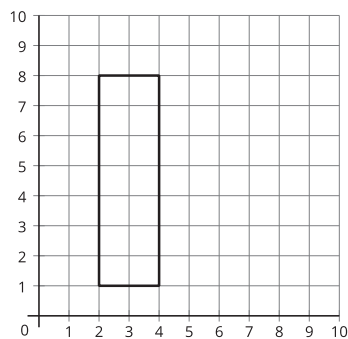
1.2: Guess Which One: Shapes on the Coordinate Grid

1. Play a round of Guess Which One.
 - Sit next to your partner.
 - Partner A:
Mentally choose a shape card without indicating which shape card you chose.
 - Partner B:
Ask yes or no questions to determine which shape card partner A has chosen.

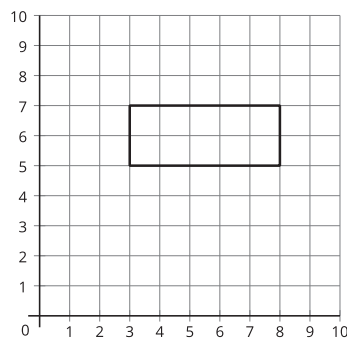
A



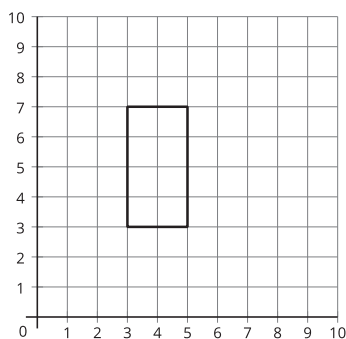
B



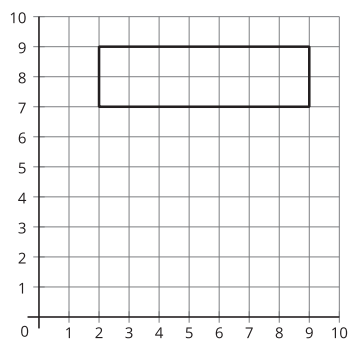
C



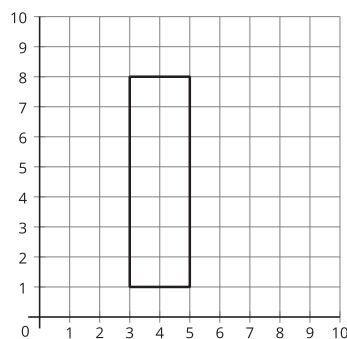
D



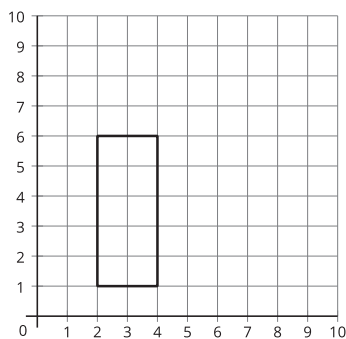
E



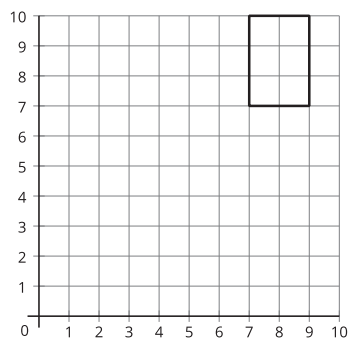
F



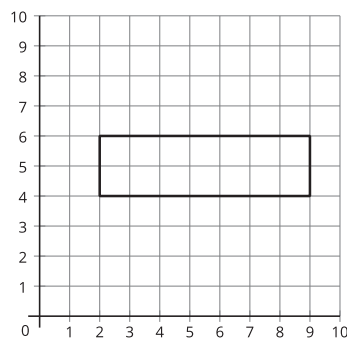
G



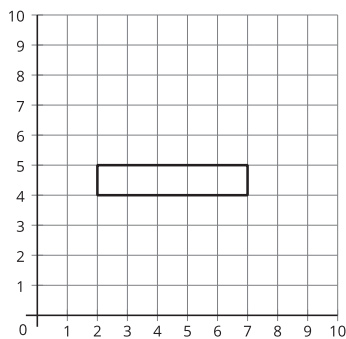
H



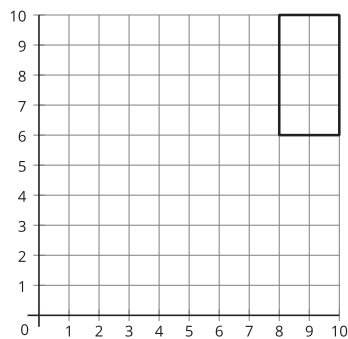
I



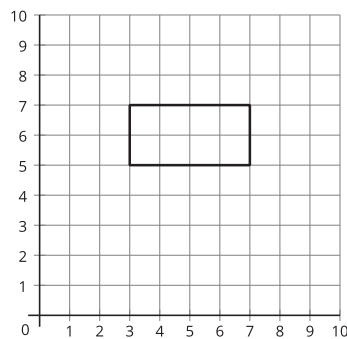
J



K



L



2. Switch roles and play another round of Guess Which One.
3. Diego and Kiran were playing a round of Guess Which One. These are the last two shapes. What question can Kiran ask to determine which shape is the one that Diego picked?

