

## Grade 5 Unit 1

### Lesson 8

CC BY 2021 Illustrative Mathematics®

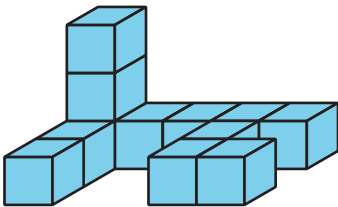
## Unit 1 Lesson 8: Figures Made of Prisms

### WU Which One Doesn't Belong: Different Figures (Warm up)


#### Student Task Statement

Which one doesn't belong?

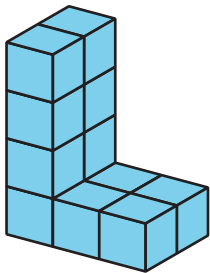
A




B



C



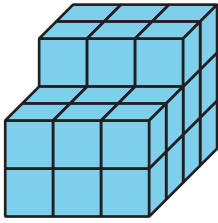
D



### 1 Put It Together

#### Student Task Statement

1. Partner A, build a rectangular prism with 12 cubes.
2. Partner B, build a rectangular prism with 10 cubes.
3. Put your two rectangular prisms together to make one figure. What is the volume of the new figure? Explain or show your thinking.
4. Diego and Jada put together two rectangular prisms to make this figure:




- a. What is the volume of the figure Diego and Jada made?
- b. Which rectangular prisms could Diego and Jada each have built? Explain or show your thinking. Organize it so it can be followed by others.

## 2 I See Two Prisms


### Student Task Statement

Find the volume of each figure. Explain or show your reasoning.


a.



b.



c.



d.

