

## Kindergarten Unit 5

Lesson 3

CC BY 2021 Illustrative Mathematics®

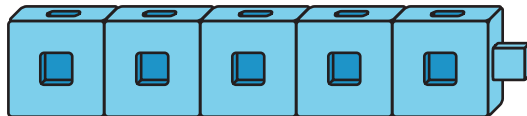
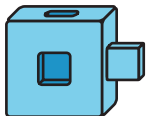
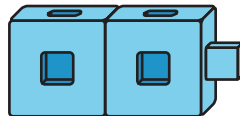
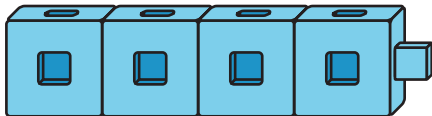
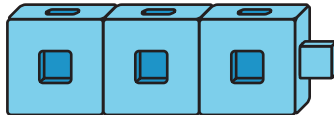
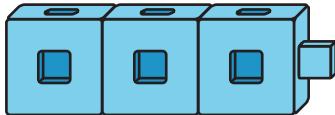
## Unit 5 Lesson 3: Snap the Cubes

### WU Notice and Wonder: Connecting Cube Towers (Warm up)

#### Student Task Statement

What do you notice?

What do you wonder?



### 1 Introduce What's Behind My Back, Show 2 Parts

#### Student Task Statement

8 cubes



expression: \_\_\_\_\_



expression: \_\_\_\_\_



expression: \_\_\_\_\_



expression: \_\_\_\_\_

8 cubes



expression: \_\_\_\_\_



expression: \_\_\_\_\_



expression: \_\_\_\_\_

---

--	--	--	--	--	--	--	--

expression: \_\_\_\_\_

--	--	--	--	--	--	--	--

expression: \_\_\_\_\_

## 2 More Than One Way

### Student Task Statement

	4
	9
	6
	7
	5
	8

## 3 Centers: Choice Time

### Student Task Statement

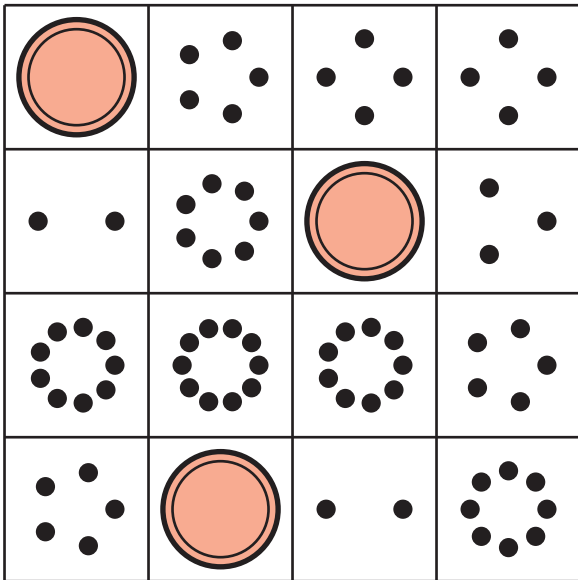
Choose a center.

What's Behind My Back?

Check it Off



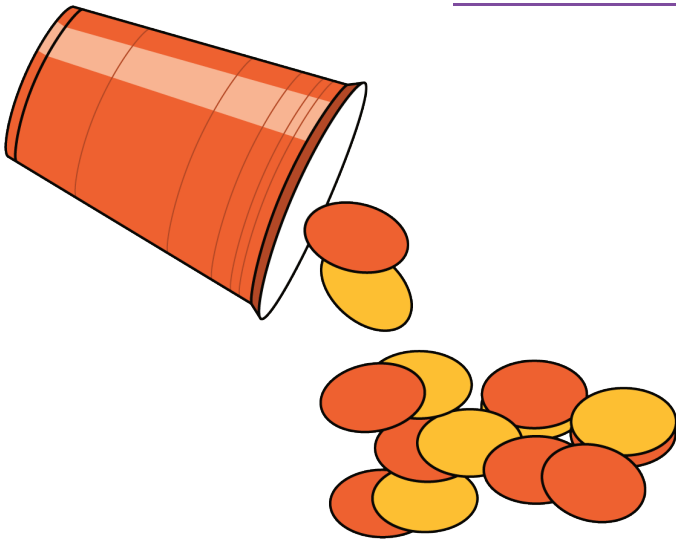
Bingo



Find the Value of Expressions



Shake and Spill



Images for Activity Synthesis

--	--	--	--	--	--	--