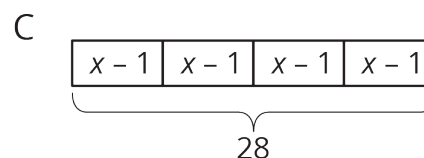
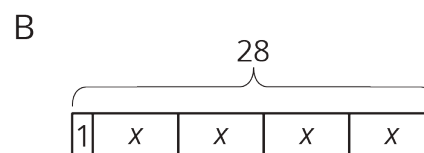
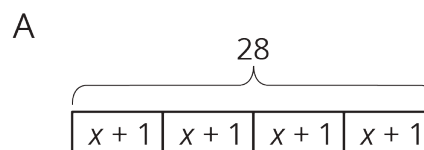


Lesson 2: Reasoning about Contexts with Tape Diagrams

Cool Down: Red and Yellow Apples

Here is a story: Lin bought 4 bags of apples. Each bag had the same number of apples. After eating 1 apple from each bag, she had 28 apples left.

1. Which diagram best represents the story?
Explain why the diagram represents it.



2. What part of the story does x represent?

3. Describe how you would find the unknown amount in the story.