

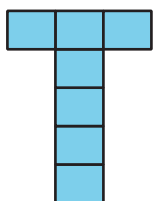
Lesson 20: Sticky Notes

- Let's make a design using sticky notes.

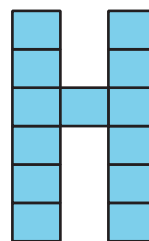
Warm-up: Which One Doesn't Belong: Sticky Notes

Which one doesn't belong?

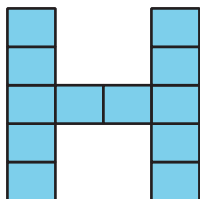
A



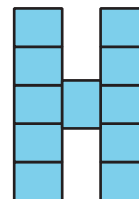
B



C



D



20.1: Estimation Exploration: Sticky Notes

1. How many sticky notes will fit across the top or the side of the page?

Record an estimate that is:

too low	about right	too high

2. What information do you need to help you make a better estimate?

3. With the new information you have now, make a better estimate. Show or explain your reasoning.

4. Write an expression that represents your estimate that shows how many sticky notes fit across or on the side of the paper.

20.2: Design Your Initial

Design your initial with sticky notes.

1. Plan your design and determine the number of sticky notes that you need.
2. Write at least two equations that show your design will fit on a piece of paper.
3. Take turns sharing your design with your partner.
4. Get the supplies and make your design.